



Instructions for updating the *Community profiles* report on USB drives

Some updates have been made to the *Community profiles of early childhood development in Alberta* report. These instructions will enable you to upload the updated report on your USB keystick. (This is the green USB stick that was tucked into the plastic envelope on the cover of the printed April 2014 version of the Introduction to the report.) Please note:

- You don't have to delete the version of the report that is currently on your keystick before uploading the updated version.
- The folder name won't change when you update. It will still read as *Community_Profiles_April 2014*. But the content in the folder will be updated.
- There are separate instructions for Windows Users and Mac Users.

It may take 10 to 20 minutes to upload the updated report.

FOR WINDOWS USERS:

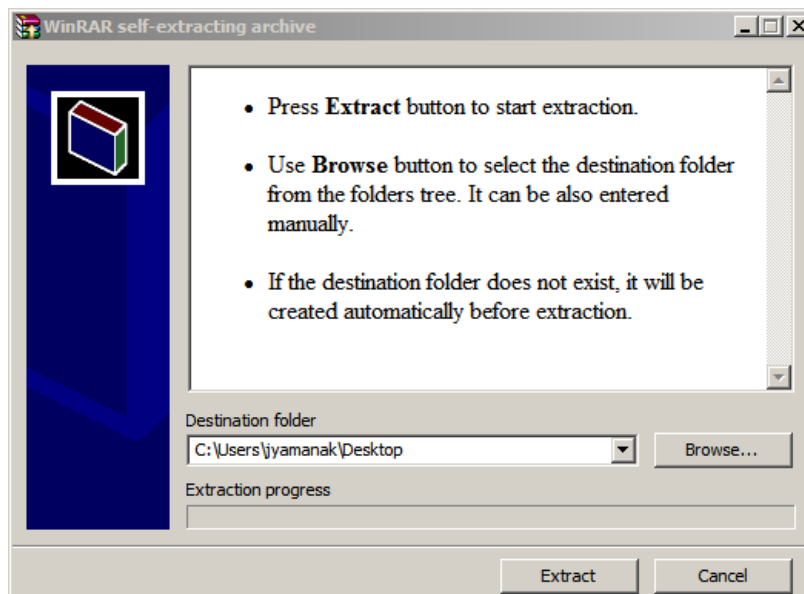
1. Download the update file from:

[http://www.ecmaps.ca/distribute/assets/update/FINAL_USB_June2014\(Updated\).exe](http://www.ecmaps.ca/distribute/assets/update/FINAL_USB_June2014(Updated).exe)

Note: if your web browser warns you that this file could be dangerous, please select keep file.

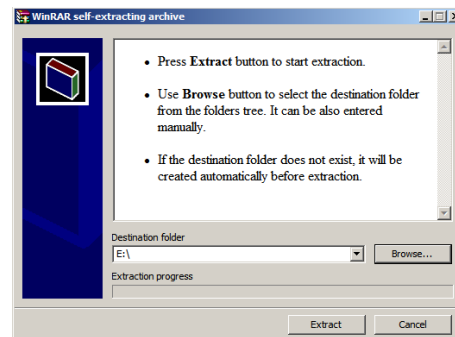
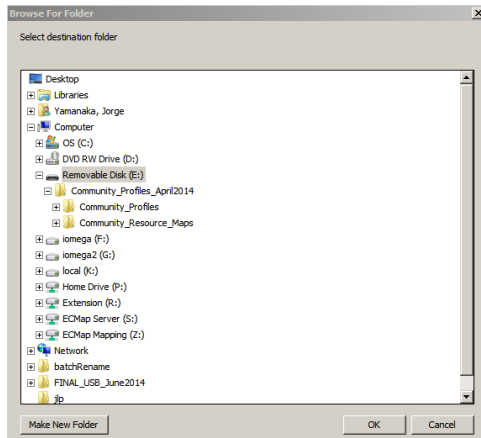
2. Double click on the FINAL_USB_June2014.exe file and choose Run

The following dialog will appear

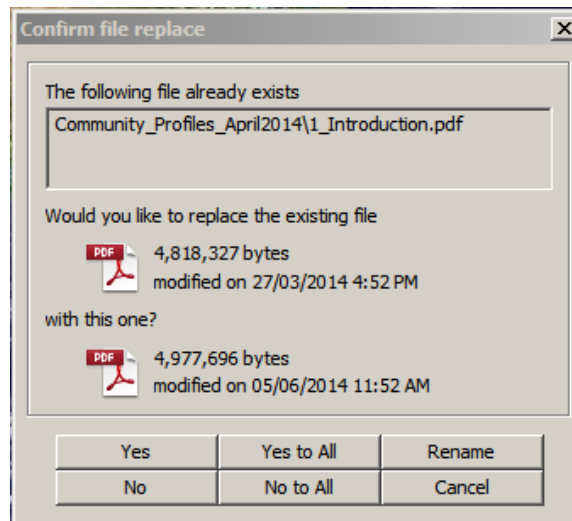


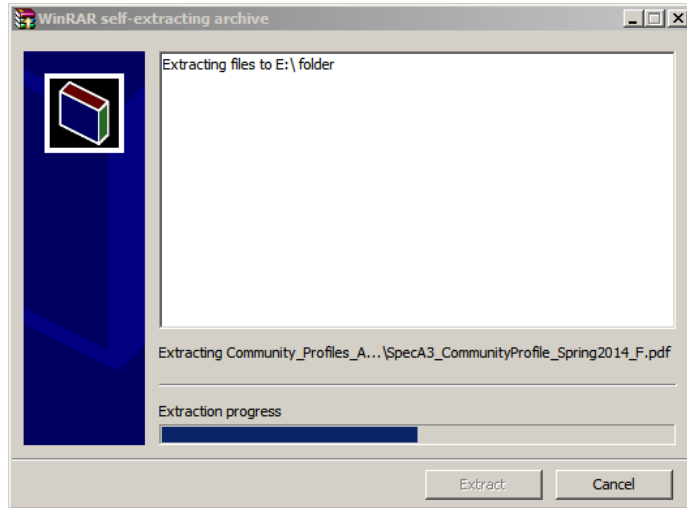
3. Click on the Browse... button and select the USB as destination folder

* The drive letter on your computer may be different.



4. Click Extract and an confirm file replace by clicking Yes to All





5. The files will be up to date once the window closes.

FOR MAC USERS:

1. Download the update file from:

http://www.ecmaps.ca/distribute/assets/update/FINAL_USB_June2014.dmg

2. Save the file in your desktop and double click on it

3. Select the two files in the disk image and drag them on to the USB stick (No Name)

4. Select replace all files.

