



















## EDI Frequencies for sex and mean age by community

Community	Mean Age			Frequency		
	 female	 male	 all	 female	 male	 all
Athabasca and Area	5.7	5.7	5.7	144	187	331
Barrhead - Fort Assiniboine	5.6	5.7	5.6	101	92	193
Beaumont	5.6	5.7	5.6	208	197	405
Big Lakes - Smoky River	5.7	5.7	5.7	187	197	384
Bow Valley	5.6	5.7	5.6	188	198	386
Brazeau County	5.7	5.7	5.7	187	217	404
Brooks - Newell County	5.7	5.7	5.7	300	256	556
Calgary Bowness Montgomery	5.6	5.7	5.7	77	102	179
Calgary Deep South	5.6	5.7	5.7	1577	1511	3088
Calgary Downtown	5.6	5.7	5.6	614	644	1258
Calgary East	5.5	5.6	5.6	812	849	1661
Calgary North Central	5.6	5.7	5.6	1437	1393	2830
Calgary North of McKnight	5.5	5.6	5.5	1226	1312	2538
Calgary Northwest	5.6	5.7	5.6	772	721	1493
Calgary South Central	5.6	5.7	5.7	748	821	1569
Calgary Southwest	5.6	5.7	5.7	1185	1273	2458
Calgary West	5.6	5.7	5.7	598	649	1247
Camrose and Area	5.7	5.7	5.7	289	319	608
Cardston County - Warner County North	5.9	6.0	5.9	245	237	482
Central Peace	5.7	5.7	5.7	56	59	115
Chestermere - Southeast Rocky View	5.6	5.6	5.6	284	311	595
Clearwater County	5.6	5.7	5.7	179	226	405
Cochrane and Area	5.6	5.7	5.7	279	289	568
Crowsnest Pass and Area	5.8	5.8	5.8	41	47	88
Cypress County	5.6	5.7	5.6	123	126	249
Drumheller and Area	5.6	5.7	5.7	103	82	185
East Grande Prairie County	5.6	5.7	5.7	140	170	310
East Red Deer County	5.7	5.6	5.7	51	44	95

Community	Mean Age			Frequency		
	 female	 male	 all	 female	 male	 all
Edmonton City Centre	5.6	5.6	5.6	363	364	727
Edmonton Mill Woods	5.6	5.6	5.6	1378	1529	2907
Edmonton North Central	5.6	5.6	5.6	1310	1447	2757
Edmonton Northeast	5.6	5.6	5.6	964	1000	1964
Edmonton Southeast	5.6	5.7	5.6	416	494	910
Edmonton Southwest	5.6	5.6	5.6	1392	1550	2942
Edmonton West	5.6	5.6	5.6	1410	1566	2976
Edson	5.7	5.7	5.7	146	178	324
Elk Point and Area	5.7	5.8	5.7	45	47	92
Fairview - Clear Hills	5.8	5.9	5.8	94	89	183
Flagstaff - Beaver County	5.7	5.8	5.7	97	92	189
Fort Macleod and Area	5.8	5.8	5.8	28	40	68
Fort McMurray	5.5	5.6	5.6	612	690	1302
Fort Saskatchewan	5.7	5.7	5.7	182	208	390
Forty Mile County	5.7	5.8	5.8	28	49	77
Grande Cache	5.7	5.7	5.7	59	68	127
Grande Prairie	5.6	5.7	5.7	707	774	1481
Hanna and Area	5.7	5.7	5.7	40	44	84
Hinton - Jasper	5.6	5.7	5.7	155	162	317
Innisfail	5.7	5.6	5.7	90	116	206
Kneehill Area	5.7	5.7	5.7	100	132	232
Lac La Biche	5.6	5.7	5.6	146	151	297
Lac Ste. Anne and Area	5.7	5.8	5.7	126	135	261
Lacombe County	5.7	5.8	5.7	363	381	744
Lakeland Region	5.6	5.6	5.6	461	436	897
Lamont County	5.6	5.6	5.6	86	78	164
Leduc County	5.6	5.6	5.6	545	589	1134
Lethbridge	5.7	5.7	5.7	839	946	1785

Community	Mean Age			Frequency		
	 female	 male	 all	 female	 male	 all
Lethbridge County	5.8	5.8	5.8	265	282	547
Lloydminster and Area	5.7	5.8	5.8	64	74	138
Mackenzie District	5.8	5.9	5.8	235	251	486
Manning and District	5.8	5.8	5.8	45	43	88
MD of Foothills	5.6	5.7	5.6	697	690	1387
MD of Provost	5.6	5.7	5.6	47	58	105
MD Taber - Warner County South	5.8	5.7	5.8	231	269	500
Medicine Hat	5.7	5.7	5.7	618	574	1192
Mountain View County	5.7	5.7	5.7	315	334	649
North Rocky View	5.6	5.7	5.7	686	711	1397
Northwest Peace	5.7	5.8	5.8	169	221	390
Pincher Creek and Area	5.7	5.8	5.8	54	65	119
Ponoka and Area	5.7	5.7	5.7	131	125	256
Porcupine Hills - Willow Creek	5.8	5.8	5.8	80	60	140
Red Deer and Area	5.7	5.7	5.7	946	925	1871
Rimbey and Area	5.7	5.8	5.8	53	69	122
Slave Lake	5.7	5.7	5.7	84	66	150
Smoky Lake and Area	5.5	5.7	5.6	41	46	87
Special Area 4 - Paintearth County	5.8	5.8	5.8	63	63	126
Special Areas 3 and 2 East - MD of Acadia	5.8	5.6	5.7	23	25	48
Spruce Grove	5.7	5.7	5.7	426	464	890
St. Albert	5.6	5.7	5.7	594	664	1258
St. Paul and Area	5.6	5.7	5.7	136	132	268
Stettler County	5.7	5.7	5.7	112	136	248
Stony Plain - Wildwood	5.6	5.7	5.7	369	385	754
Strathcona - Rural	5.7	5.7	5.7	243	284	527
Strathcona - Sherwood Park	5.7	5.7	5.7	693	754	1447
Sturgeon County	5.6	5.6	5.6	420	410	830

Community	Mean Age			Frequency		
	 female	 male	 all	 female	 male	 all
Sylvan Lake and Area	5.6	5.7	5.7	132	186	318
Two Hills County	5.7	5.7	5.7	77	69	146
Valleyview and Area	5.7	5.8	5.7	60	57	117
Vegreville and District	5.7	5.7	5.7	65	74	139
Vermilion and Area	5.6	5.8	5.7	89	77	166
Vulcan County	5.8	5.9	5.8	50	59	109
Wabasca	5.6	5.7	5.6	99	124	223
Wainwright and Area	5.5	5.7	5.6	122	142	264
West Grande Prairie County	5.7	5.7	5.7	125	131	256
West Red Deer County	5.6	5.7	5.7	82	79	161
Westlock - Thorhild County	5.6	5.7	5.6	145	149	294
Wetaskiwin and Area	5.7	5.7	5.7	281	365	646
Wheatland County	5.6	5.7	5.7	207	214	421
Whitecourt - Swan Hills - Fox Creek	5.7	5.7	5.7	194	209	403
Wood Buffalo North	5.6	5.7	5.6	26	31	57
Wood Buffalo South	5.6	5.7	5.7	24	27	51
<b>ALL Communities</b>	<b>5.6</b>	<b>5.7</b>	<b>5.7</b>	<b>33954</b>	<b>36058</b>	<b>70012</b>