

June 2014 (Updated)

Wood Buffalo North



Wood Buffalo North Community Overview



Where subcommunities exist, letters (A, B, C, etc.) identify subcommunities; numbers show the number of EDIs analyzed for each subcommunity.



Please note: Percentages tend to be more representative when they are based on larger numbers.

Legend	
# of analyzed EDI	
Lightest green	0 - 66
Light green	67 - 121
Medium green	122 - 203
Dark green	204 - 350
Darkest green	351 - 900




EDI Summary:

Number of EDIs available: 96

Number of EDIs that could have been used in analysis: 57

% of special needs: 1.0%

Age at EDI completion and gender

Gender	Age Groups				Total N (%)
	≤ 5yrs 2mos N (%)	5yrs 3mos - 5yrs 6mos N (%)	5yrs 7mos - 5yrs 10mos N (%)	> 5yrs 11mos N (%)	
 F	2 (3.5%)	9 (15.8%)	12 (21.1%)	3 (5.3%)	26 (45.6%)
 M	3 (5.3%)	11 (19.3%)	8 (14.0%)	9 (15.8%)	31 (54.4%)
 F M	5 (8.8%)	20 (35.1%)	20 (35.1%)	12 (21.1%)	57 (100%)

* Please note: The total number of boys and girls in each category may not add up to an exact total because gender may not have been identified in all questionnaires.

Wood Buffalo North (WBN) Demographics

Demographic information not available for this community due to insufficient 2006 Statistics Canada Census data.

Wood Buffalo North

Why data cannot be reported

During 2011, 2012, and 2013, 96 EDI questionnaires were collected in Wood Buffalo North. A summary of the number of boys and girls, and the number of children in different age groups in the kindergarten population in the community, is listed on the previous page.

EDI results could not be reported for the community, however. Fifty-seven out of the 96 questionnaires that were available could be analyzed. Questionnaires must meet certain criteria to be included for analysis. (See pages I-12 and I-13 for more information.) The number of questionnaires that could be analyzed in Wood Buffalo North represents 68 per cent of the children, less than the 74 per cent minimum required to ensure representative results. The table below provides information about the EDI questionnaires available and usable and parental consent rates.

Socio-economic and demographic information is not available for the community. Information for all communities in this report is based on 2006 census data provided by Statistics Canada. The Statistics Canada survey did not produce sufficient data to report demographic information or a socio-economic index for this community.

Community resources were identified and mapped giving the community information about the supports that are available for young families.


Despite insufficient data, the Wood Buffalo North Community continues to work on behalf of young children in the community. Community groups in Fort McKay and Fort Chipewyan applied for and received seed grant funding (available to all coalitions in Alberta) to address some of the unique challenges faced by this sprawling, remote northeastern Alberta region.

Wood Buffalo North EDI questionnaires

Year	# of EDIs available	Parental consent rate	# of EDIs usable for analysis	% of EDIs usable for analysis
2011	39	53.8%	18	50.0%
2012	21	90.5%	10	90.9%
2013	36	80.6%	29	80.6%
Total	96	71.9%	57	68.7%

SEI not available for this community due to insufficient 2006 Statistics Canada Census data.

Legend



For more subcommunity level SEI detail, please see [Appendix E](#).
For community level SEI detail, please see [Appendix F](#).

Community resources summary

This is a list of the community resources accessed by the community both within and outside its boundary as identified by coalitions using an EMap template. Further research is being done on these resources.

# of resources mapped	Resource type
3	Recreation centre or community centre
2	Licensed day care centre
2	Other ECD asset
2	Schools
1	Portable ECD health support
1	Community health centre or public health centre
11	Total

To see the community resource map for this community, please click [here](#).
 This map can also be found on the report USB stick. Please refer to the [README.pdf](#) file on the report USB stick for more information.